

Cleanliness

It is important to keep the laboratory as clean as possible, for safety reasons as well as aesthetic reasons. Each pair of students is responsible for their immediate desk area. Before leaving the laboratory, students should make sure that the area of the laboratory bench near their assigned drawer is clean and dry, that Bunsen burners and other shared equipment are put away in the appropriate space, and that the trough to the left is free of any solid material. Laboratory instructors will check work areas before approving completion of the experiment.

Pairs of students will be assigned dates for which they are responsible for cleaning the reagent shelves, balances and balance tables in the weighing room, and surfaces under the hoods. This duty will be rotated so that each pair of students will be responsible for general laboratory cleanliness at least once during the semester.

Desk Assignment Sheet (Chemistry 1009)

Please

Print

Name _____ ULM ID _____

Name _____ ULM ID _____

Section # _____ Room # _____ Desk # _____

- | | |
|---|--|
| <input type="checkbox"/> 3 Beaker, 100 or 150 ml | <input type="checkbox"/> 2 Flask, Erlenmeyer, 125 ml |
| <input type="checkbox"/> 2 Beaker, 250 ml | <input type="checkbox"/> 1 Flask, Erlenmeyer, 250 ml |
| <input type="checkbox"/> 1 Beaker, 400 ml | <input type="checkbox"/> 1 Flask, Florence, 500 ml |
| <input type="checkbox"/> 2 Bottles, one 4 oz
and one 8 oz, round | <input type="checkbox"/> 1 Funnel, Narrow Stem |
| <input type="checkbox"/> 1 Wash Bottle | <input type="checkbox"/> 2 Watch Glass |
| <input type="checkbox"/> 1 Clamp, Pinchcock | <input type="checkbox"/> 1 Spatula |
| <input type="checkbox"/> 1 Clamp, Test-Tube | <input type="checkbox"/> 1 Combustion Spoon |
| <input type="checkbox"/> 1 Crucible and Cover | <input type="checkbox"/> 1 Test Tube, 25 x 150 |
| <input type="checkbox"/> 1 Cylinder, Graduated 10 ml | <input type="checkbox"/> 10 Test Tube, 15 x 125 |
| <input type="checkbox"/> 1 Cylinder, Graduated, 100 ml | <input type="checkbox"/> 1 Thermometer |
| <input type="checkbox"/> 1 Evaporating Dish | <input type="checkbox"/> 1 Tongs |
| | <input type="checkbox"/> 1 Triangle, Wire |

See pictures of items on the following pages

Check In:

Signature _____

Signature _____

Checked in by _____ Date _____

I MUST WEAR SAFETY GOGGLES DURING EACH LAB SESSION.

Initials _____ Date _____

Initials _____ Date _____

Check Out:

Checked out by _____ Date _____


Beakers

Bottle

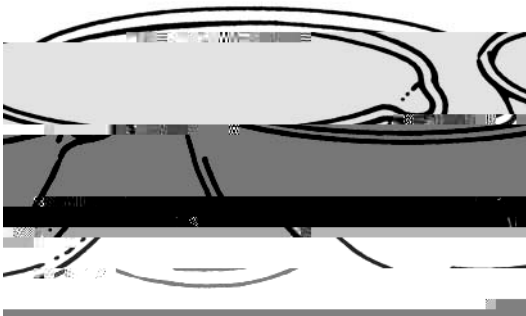
Clamp, Pinchcock

Wash Bottle

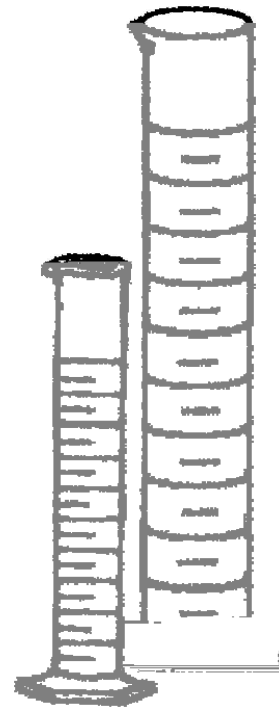
Clamp, Test tube



Crucible and Cover



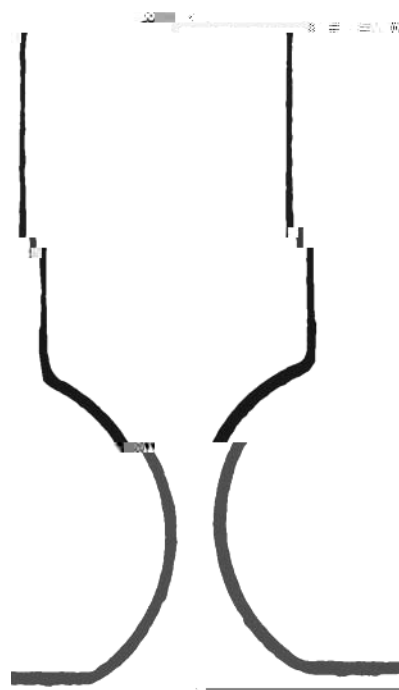
Evaporating Dish



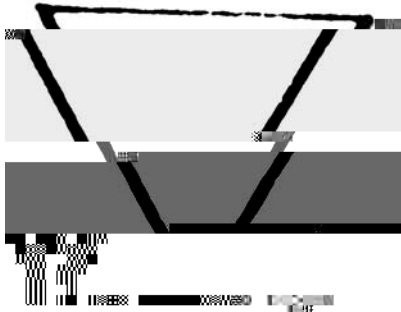
Cylinder, Graduated



Flask, Erlenmeyer



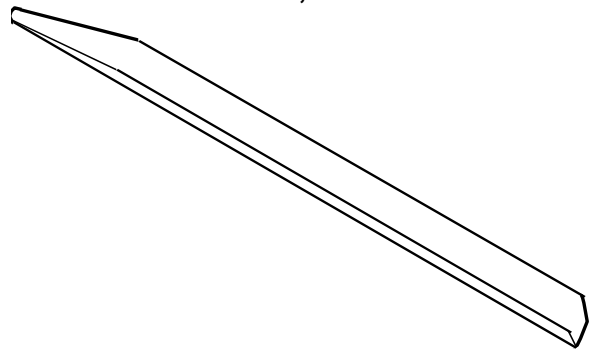
Flask, Florence



Funnel, Narrow Stem



Glass, Watch



Spatula



Combustion Spoon



Test Tubes



Tongs



Wire Triangle



Fire Blanket




Fire Extinguisher



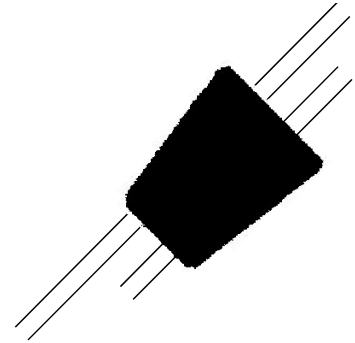
Plastic Ruler



Striker




One-hole Stopper



Two-hole Stopper



Tripod



Ring Stand



Glass Pipette

